



HOW TO MAKE A BUTTERFLY CAFE

Butterflies like to feed on nectar, which is found in the middle of some flowers. But we can also help them by making a butterfly cafe of sugary, fruity, tasty butterfly food.



JORDANS
+10%
CHALLENGE

Join us and create homes for wildlife in your garden



YOU'LL NEED



Over-ripe fruit



Sugar



Water



Three big shells
(ask your parents for oyster shells, or find big ones on the beach)



Honey



Some glue



A short piece of wood or plank



String


WHAT TO DO

1



Glue the shells onto the short plank, leaving space at the ends.

2



Tightly tie the string around two ends of the plank (like a swing seat)

3



Tie all four string ends together to hang up, but make sure that the small plank stays flat.

4



Mix a little sugar with water and a little honey with water, then mash up some over ripe fruit

5



Fill the three upturned shells with the three 'foods'

6



Sit and wait for the butterflies to feed!